

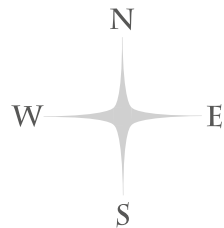


MILTON PLACE, ROYTON

-  THE WARBURTON
3 BEDROOM HOME
-  THE HEATON
3 BEDROOM HOME
-  THE SEDGLEY
2 BEDROOM HOME
-  THE CALDERDALE
3 BEDROOM HOME
-  THE THORNLEY
3 BEDROOM HOME



The site plan is drawn to show the relative position of individual properties. NOT TO SCALE. This is a two dimensional drawing and will not show land contours and gradients, boundary treatments, landscaping or local authority street lighting. Footpaths subject to change. For details of individual properties and availability please refer to your Sales Consultant.